

# HSF

**TECHNICAL SPECS:**

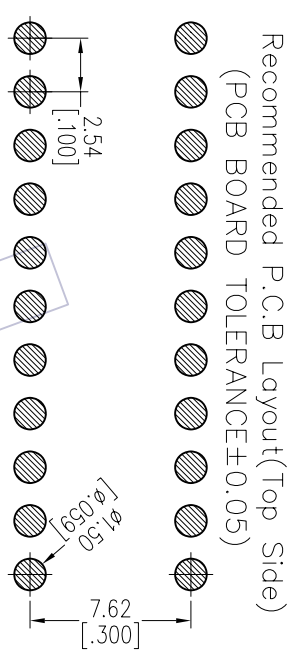
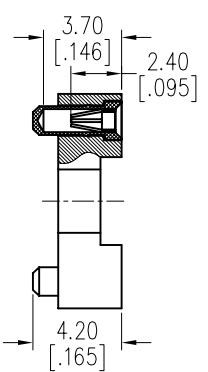
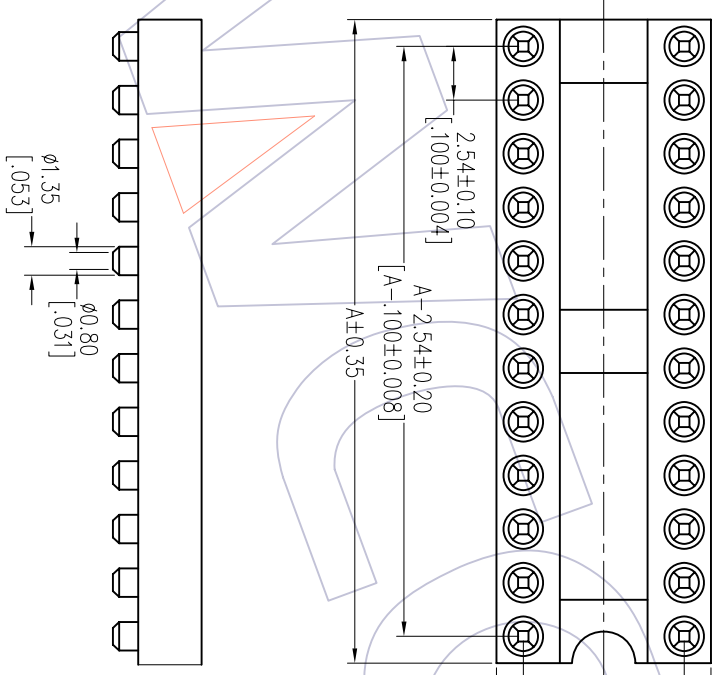
Current Rating: 1.0AMP  
 Contact Resistance: 10m Ω Max  
 Dielectric Strength: Min 1000Vrms  
 Mechanical Life: Min 100 cycles  
 Mating Pin: φ0.40 to φ0.56mm  
 Forces: (polished steel gauge φ0.43mm)  
 Insertion: 200g Max/Pin, Withdrawal: 60g Min/Pin  
 Operation Temperature: -40°C to +105°C

Sleeve: Brass CuZn36Pb3(C36000), Sn over Ni  
 Contact Clip(4 finger): BeCu(C17200), Au or Sn over Ni  
 Insulator Material: PPS+30%G.F(Ul94V-0)  
 06P~18P Insulators without center bar  
 20P~28P Insulators with center one bar

## Ordering Information

7110-301 XX M XX 042 X 1

Row of Pitch No. of Pin Contact Plating Packing  
 l=7.62mm See tab S0=Gold Flash/Tin T=Tube  
 S3=10u"Gold/Tin  
 S4=15u"Gold/Tin  
 S5=30u"Gold/Tin  
 SN=Tin



**Dimensional & Ordering Information**

Poles	Part No.	Dim A
06	7110-30106MXX042X1	7.62
08	7110-30108MXX042X1	10.16
10	7110-30110MXX042X1	12.70
14	7110-30114MXX042X1	17.78
16	7110-30116MXX042X1	20.32
18	7110-30118MXX042X1	22.86
20	7110-30120MXX042X1	25.40
22	7110-30122MXX042X1	27.94
24	7110-30124MXX042X1	30.48
28	7110-30128MXX042X1	35.56

# WCON

Http: www.wcon.com

WCON-Dongguan Tel: +86 769 85358920 Fax: +86 769 85358915 E-mail: sales@wcon.com  
 WCON-Kunshan Tel: +86 512 57468408 Fax: +86 512 57468468 E-mail: sales@wcon.com

REV	DATE	MODIFICATION DESCRIPTION	CHANGE
A0	2012/11/02	NEW	

OPERATION	DRAW	DATE	SCALE	FIT
XX ±0.40	JYHuogng	2012/11/02	UNIT mm	
XX ±0.25	CHECK	DATE	SIZE A4	
XX ±0.15			SHEET 1/1	
Angle ± 3°	APPROVE	DATE	PROJ.	

PART NO.	TITLE:
7110-301XXMXX042X1	IC SOCKET SMT H=3.0 L=4.2 Row of Pitch 7.62mm
Customer NO.	

1 2 3 4 5 6 7 8 9 10